

# **Sydney Football Stadium Redevelopment Stage 2 Environmental Monitoring Summary – May 2021**

**Author: Holly Hofland  
Date: 11 June 2021**

## **Table of contents**

<b>1</b>	<b>Vibration Monitoring</b> .....	<b>3</b>
	1.1 Real time monitoring .....	3
	1.2 Attended Monitoring .....	6
<b>2</b>	<b>Noise Monitoring</b> .....	<b>6</b>
	2.1 Real time monitoring .....	6
	2.2 Attended Monitoring .....	9
<b>3</b>	<b>Dust Monitoring</b> .....	<b>9</b>
	3.1 Real Time Monitoring .....	9
	3.2 Dust Deposition Monitoring .....	13
<b>4</b>	<b>Water Quality Monitoring</b> .....	<b>13</b>

# 1 Vibration Monitoring

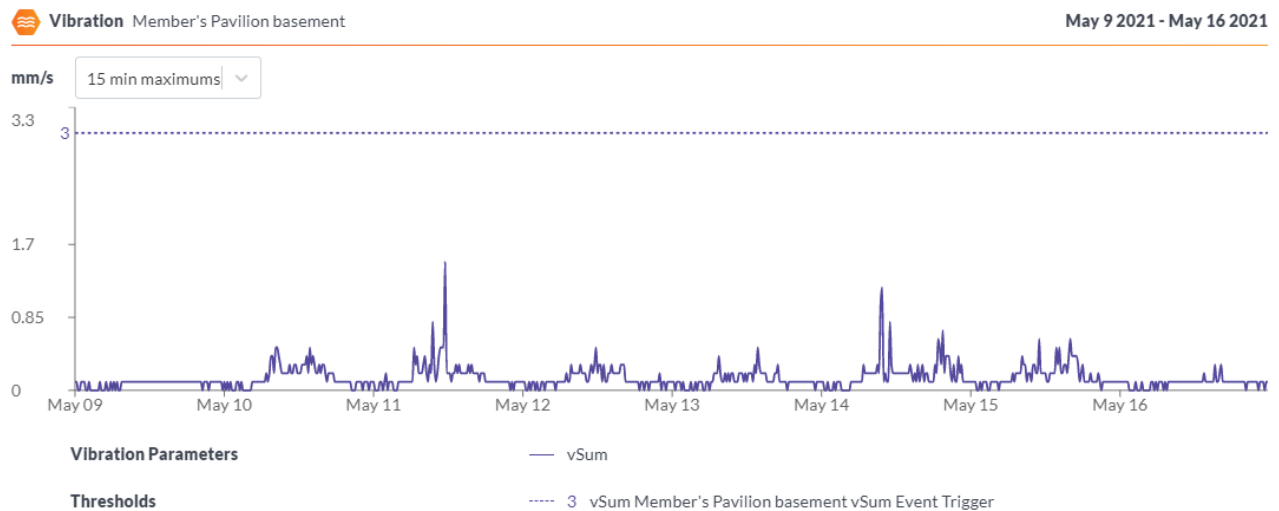
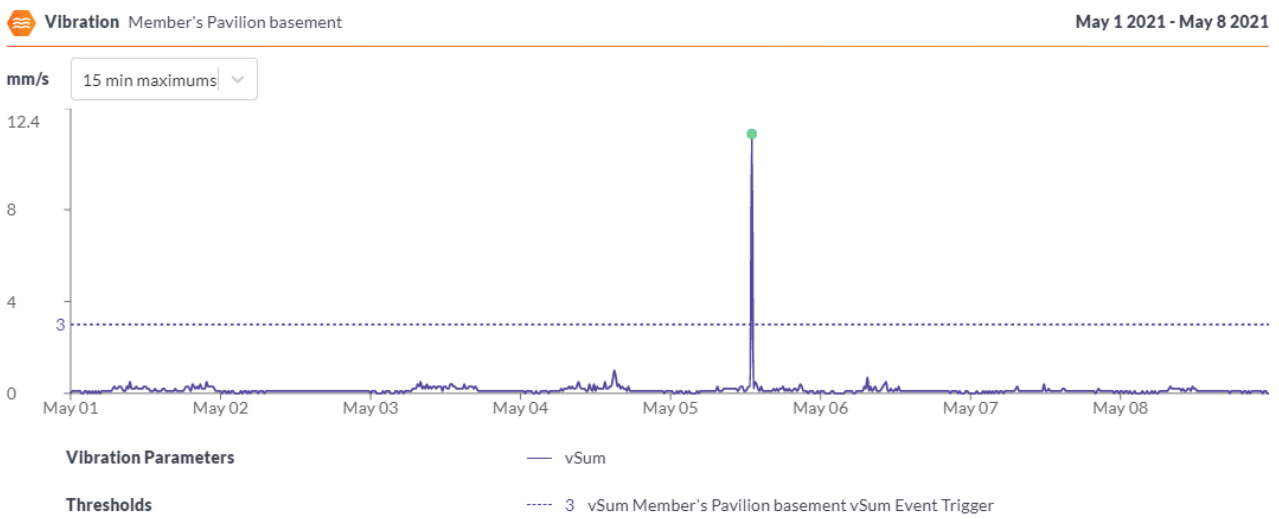
## 1.1 Real time monitoring

### 1.1.1 Results

Real time vibration monitoring is conducted in 2 locations

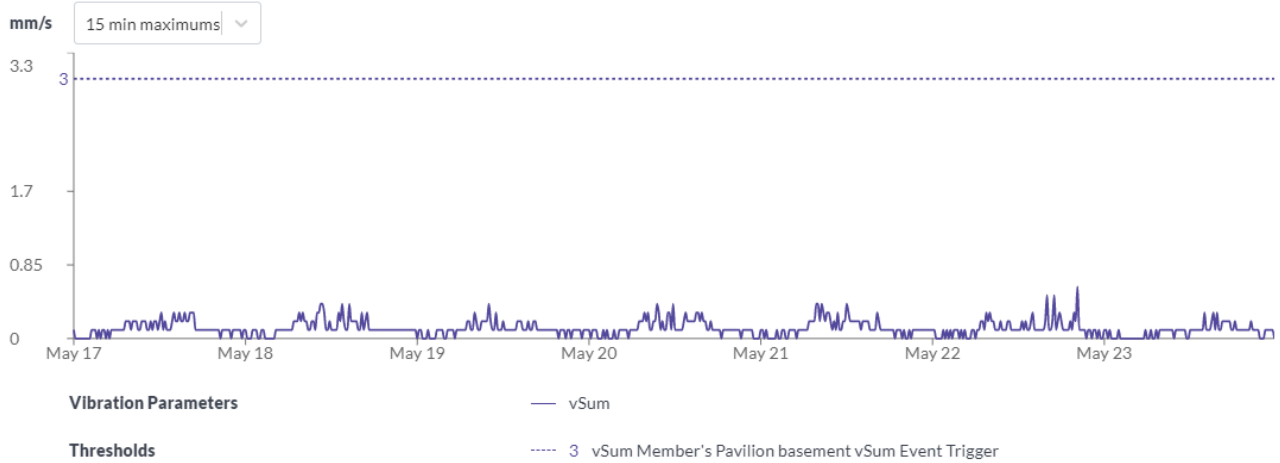
- SCG Members Stand – Criteria of 3mm/s
- Noble Stand adjacent to Fox Studios Boundary – adopted criteria of 7.5mm/s

#### SCG Members Stand



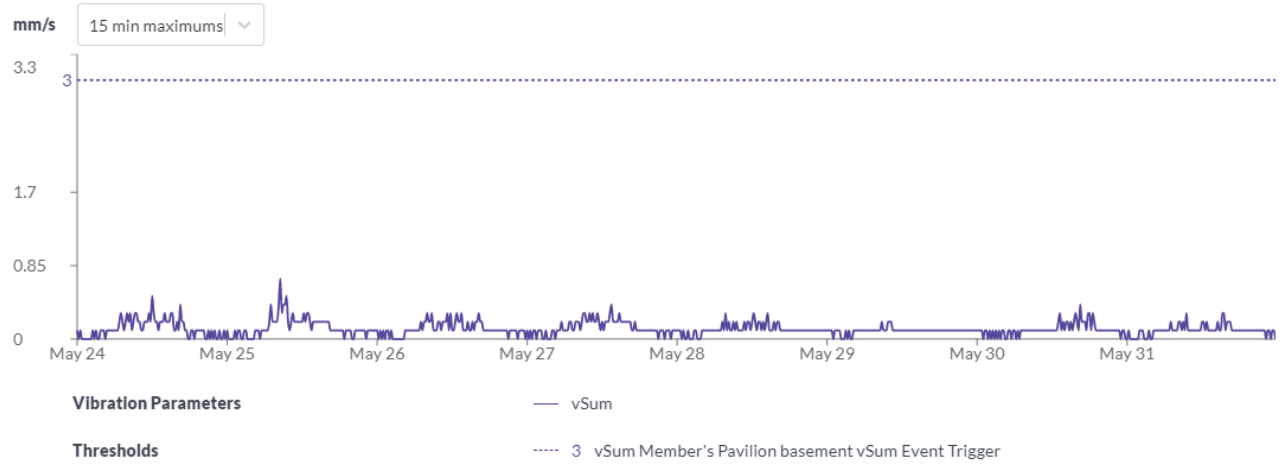
**Vibration** Member's Pavilion basement

May 17 2021 - May 23 2021



**Vibration** Member's Pavilion basement

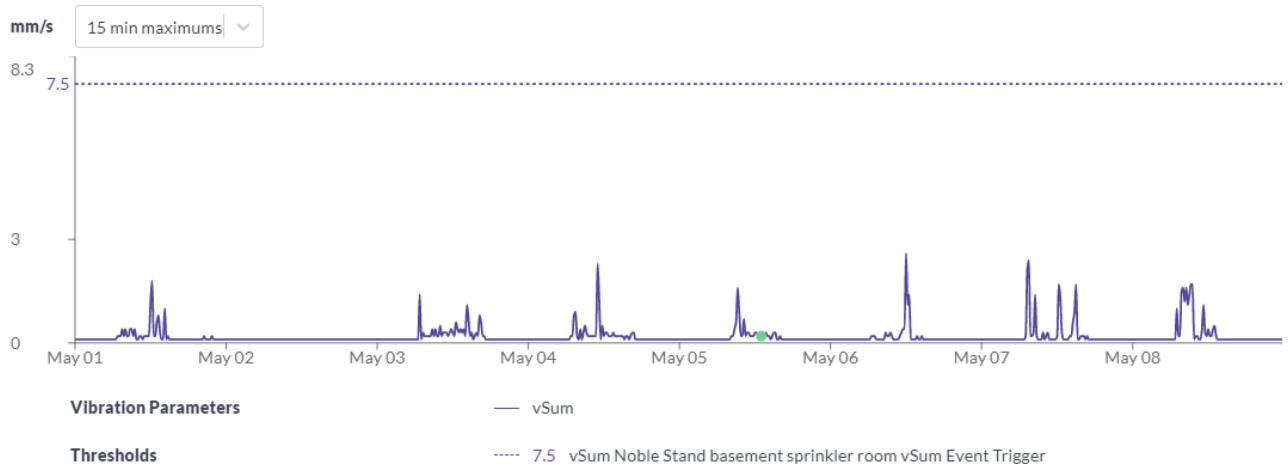
May 24 2021 - May 31 2021



**Noble Stand**

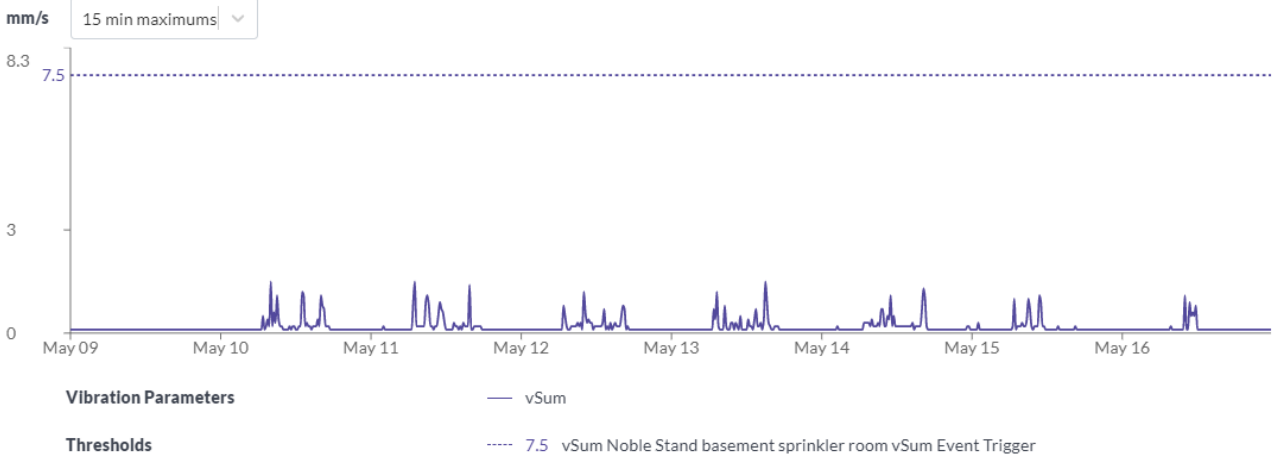
**Vibration** Noble Stand basement sprinkler room

May 1 2021 - May 8 2021



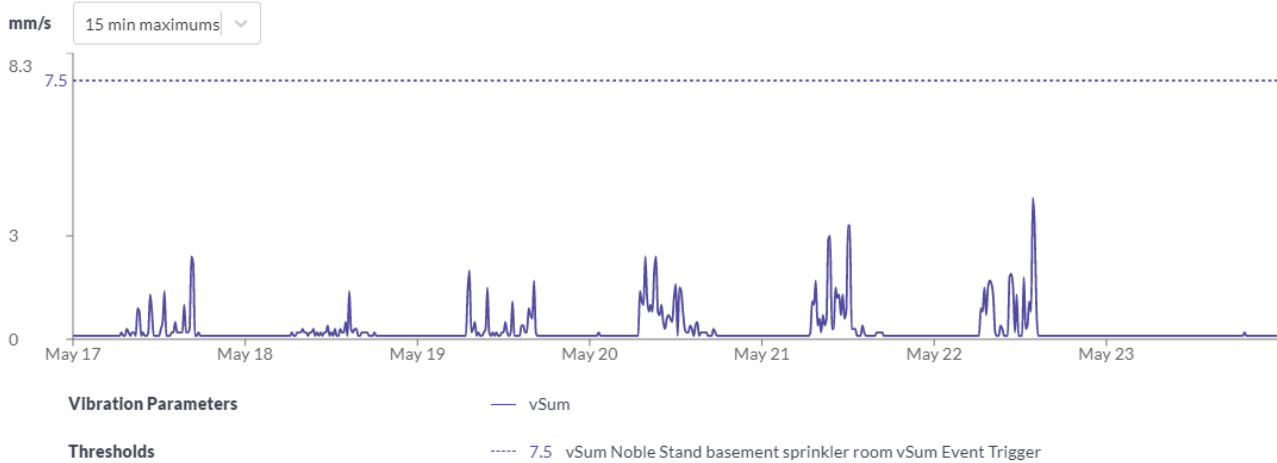
**Vibration** Noble Stand basement sprinkler room

May 9 2021 - May 16 2021



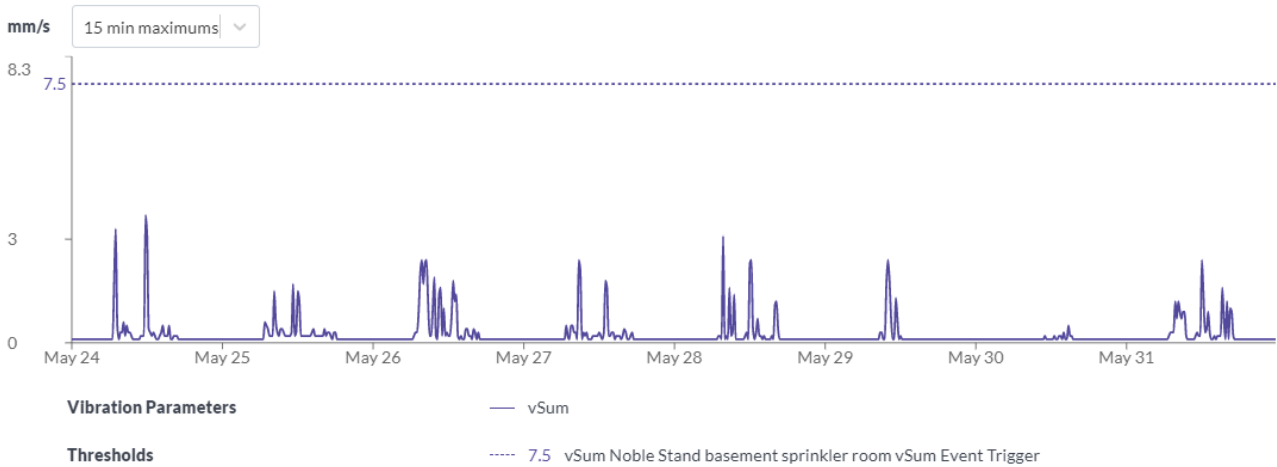
**Vibration** Noble Stand basement sprinkler room

May 17 2021 - May 23 2021



**Vibration** Noble Stand basement sprinkler room

May 24 2021 - May 31 2021



### 1.1.2 Discussion

Results were compliant with the relevant criteria during the period. There was one event that exceeded trigger levels. However, upon investigation no activities were occurring onsite to trigger the event.

## 1.2 Attended Monitoring

Attended monitoring was not conducted during this period as real time monitors were installed and functional during the assessed period.

## 2 Noise Monitoring

### 2.1 Real time monitoring

Real time monitors are located at the following locations

- Kira Childcare
- North East Boundary near Moore Park Road

The adopted criteria are as per the conditions of the Development Consent below:

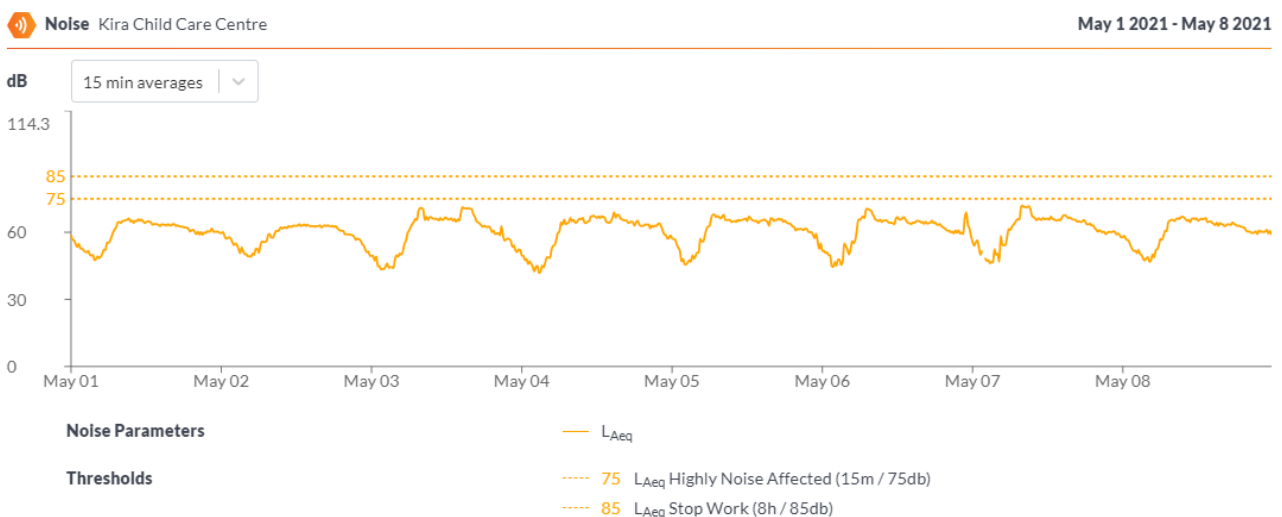
*C7. All works that generate noise exceeding 75dB(A) LAeq (15mins) are subject to the intra-day respite periods, as approved by the Planning Secretary in the CNVMP in condition B28*

*B28e(iv). the following intra-day respite periods (as defined by ICNG) for works exceeding 75dB(A) LAeq(15 mins), unless otherwise agreed with the identified sensitive receivers such as UTS, Kira Child Care Centre and / or Fox Studios and evidence of the agreement provided to the Planning Secretary, prior to the commencement of the works:*

- *in continuous blocks not exceeding 3 hours each with one hour of respite every three hours block;*
- *scheduling of works outside of the examination time for educational establishments; and*
- *noise intrusive works commencing after 8am and be undertaken within the approved standard construction hours.*

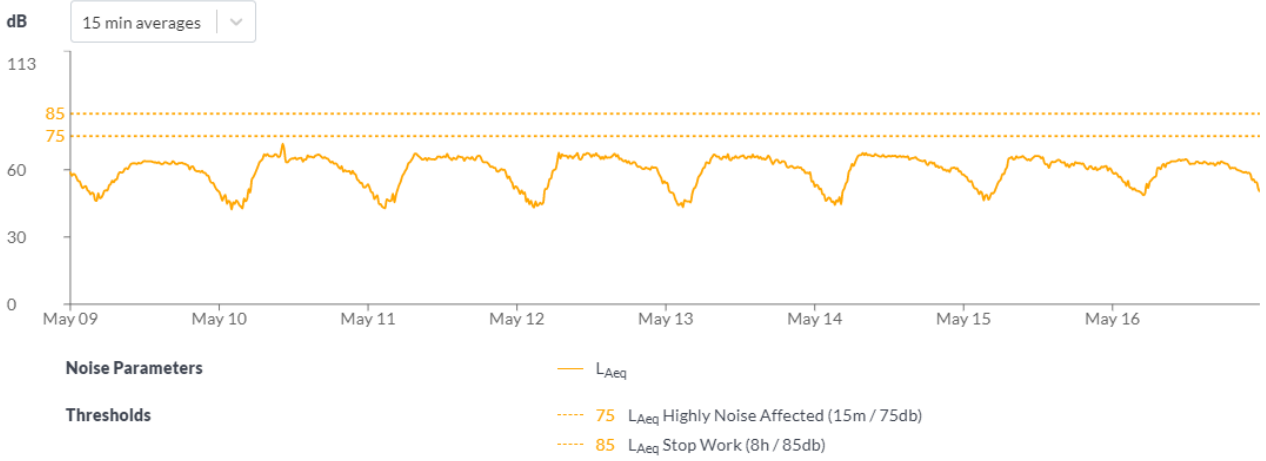
#### 2.1.1 Results

##### Kira Child Care Centre



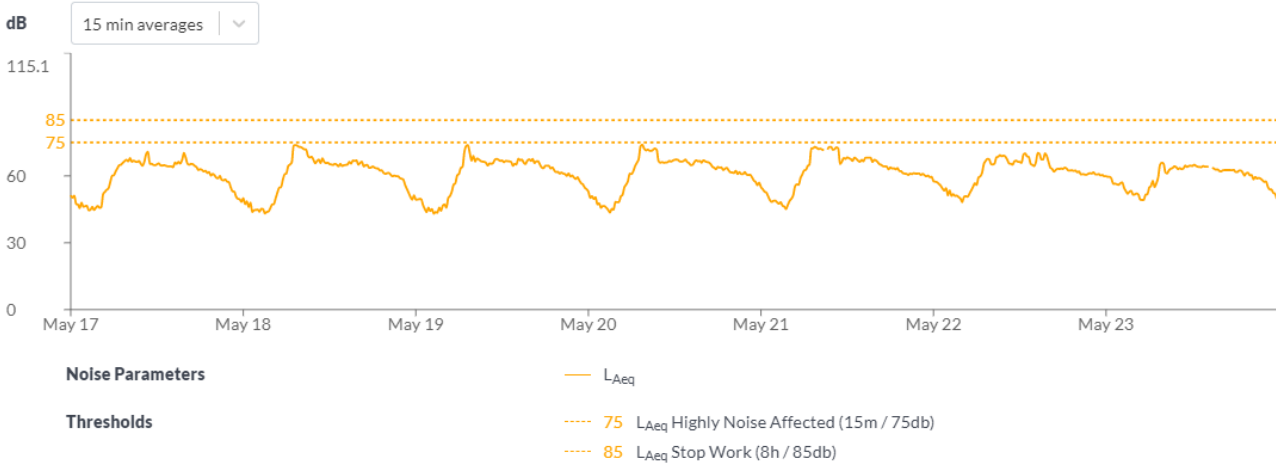
**Noise** Kira Child Care Centre

May 9 2021 - May 16 2021



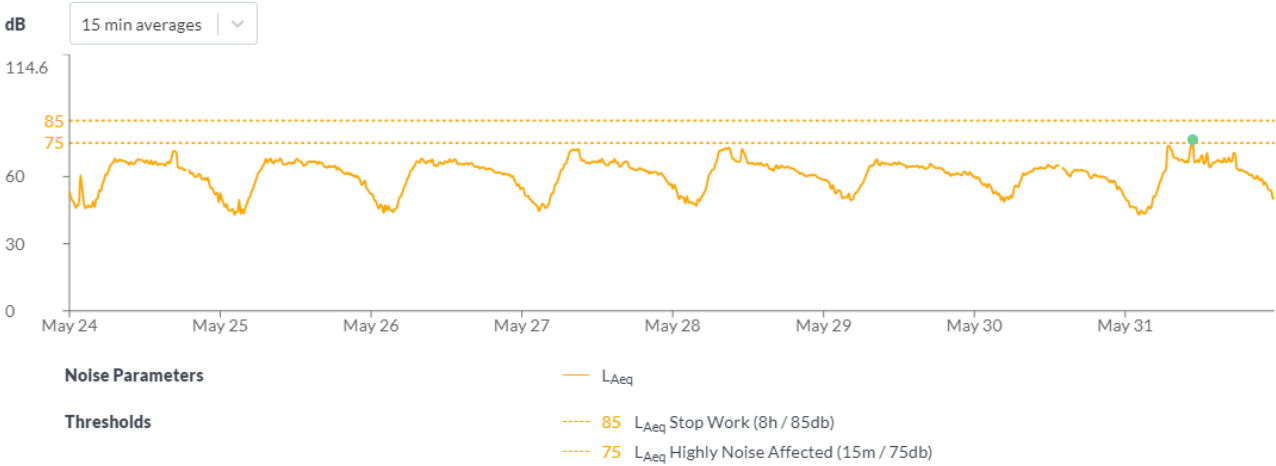
**Noise** Kira Child Care Centre

May 17 2021 - May 23 2021



**Noise** Kira Child Care Centre

May 24 2021 - May 31 2021



**Moore Park Road**

**Noise** Gatehouse, Moore Park Road

May 1 2021 - May 8 2021



**Noise** Gatehouse, Moore Park Road

May 9 2021 - May 16 2021



**Noise** Gatehouse, Moore Park Road

May 17 2021 - May 23 2021







### 2.1.2 Discussion

Works were compliant with the criteria. The predominant source of noise was due to peak hour traffic.

## 2.2 Attended Monitoring

Attended monitoring was carried out at 4 locations as below

Date	Time	Location	Predicted L <sub>Aeq</sub> (15)	Result (L <sub>Aeq</sub> )	Activities	Comment
13/05/2021	09:32	E5	77	69.2	Excavation works, Crane operations, steel fixing	Traffic dominant noise source, construction works are audible
13/05/2021	09:49	CC2	74	70.4	Excavation works, Crane operations	Traffic dominant noise source
13/05/2021	10:08	R6	80	68.6	Excavation works, Tower crane lifting, steel fixing	Traffic dominant noise source, construction works are audible
13/05/2021	10:52	C1	76	69.6	Crane operations, steel fixing	Construction works are audible.

## 3 Dust Monitoring

### 3.1 Real Time Monitoring

2 Real time dust monitors are installed on the site

- North eastern boundary near Moore Park Road

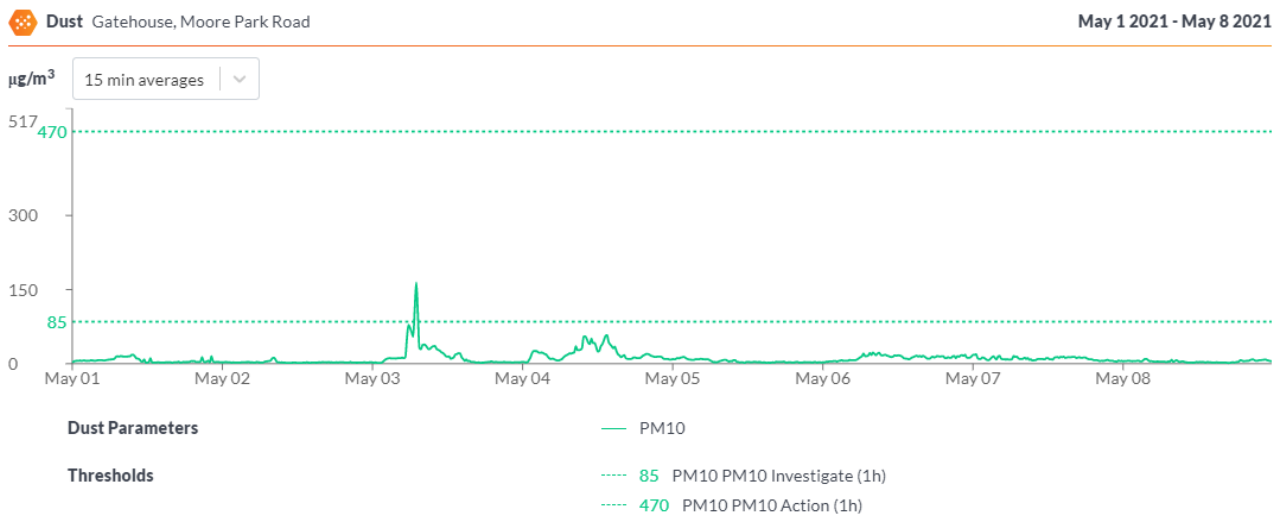
- SCG
- Kira Childcare Centre

The criteria and trigger values are as below:

Trigger Stage	Averaging Period	Trigger Value (µg/m <sup>3</sup> )	Action Required
1 Investigate	1 hour	85	Site Manager to undertake review of possible dust sources operating during the average period. Identify possible measures for these activities; action if deemed necessary.
	3 hour	80	
2 Action	1 hour	470	Site Manager to attend site and ensure implementation of the control. Effectiveness of control actions to be reviewed and escalate where appropriate.
	3 hour	160	
3 Stop Work	1 hour	940	Targeted shut down of dust-generating activities until the measured pollutant levels are below the stated trigger value. Identify long-term solutions to dust issues.
	3 hour	320	

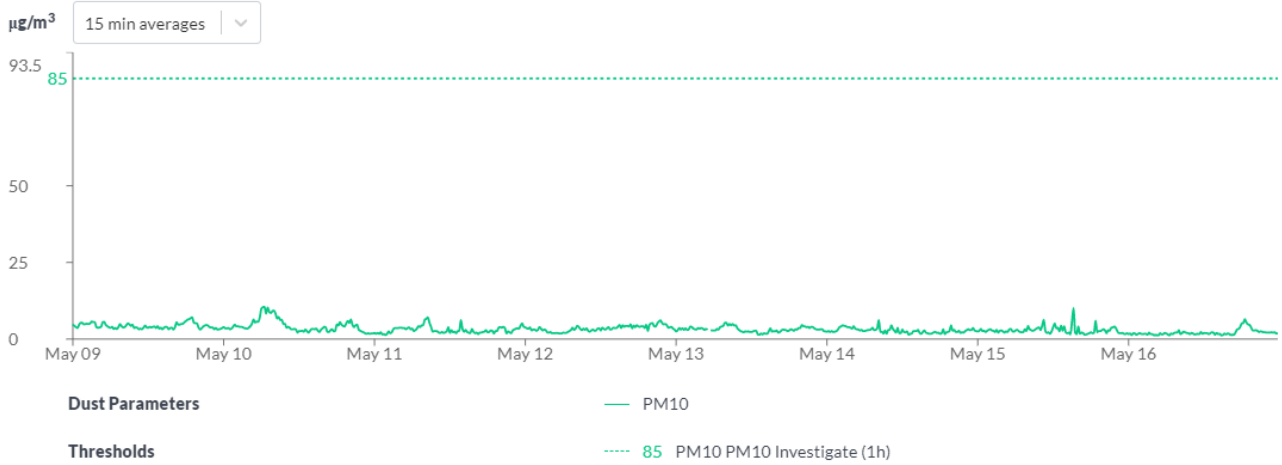
### 3.1.1 Results

#### Moore Park Road



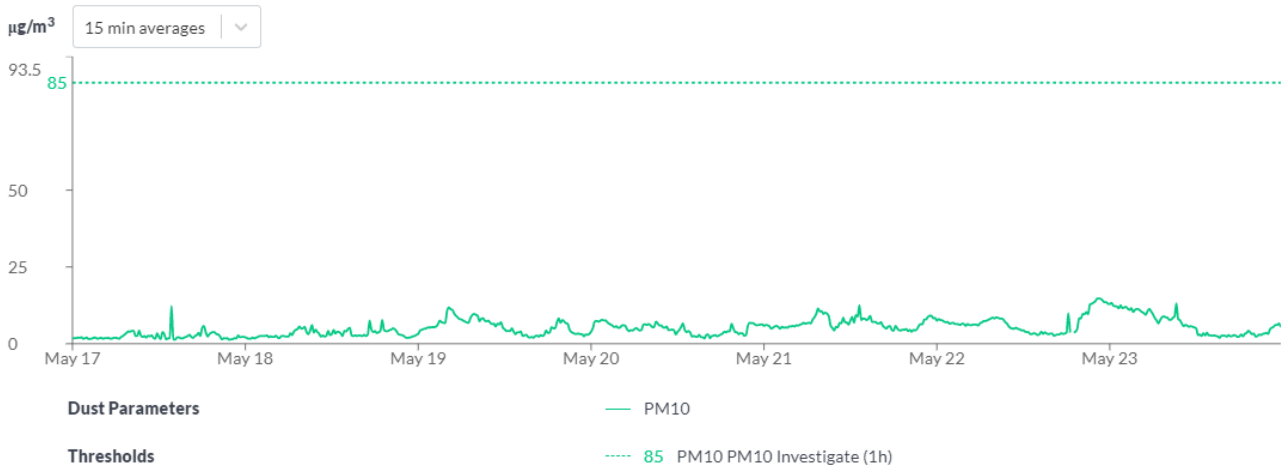
**Dust** Gatehouse, Moore Park Road

May 9 2021 - May 16 2021



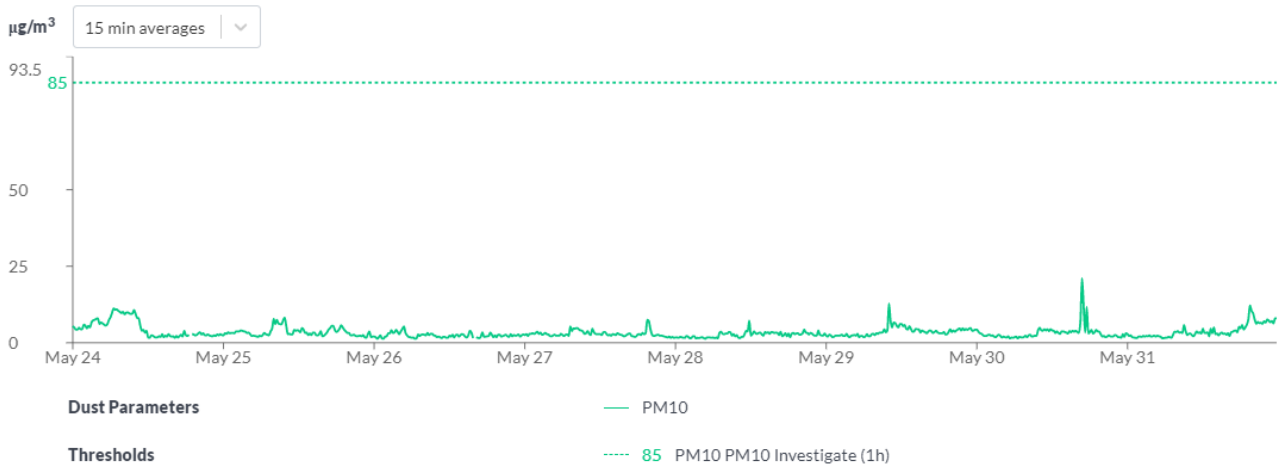
**Dust** Gatehouse, Moore Park Road

May 17 2021 - May 23 2021



**Dust** Gatehouse, Moore Park Road

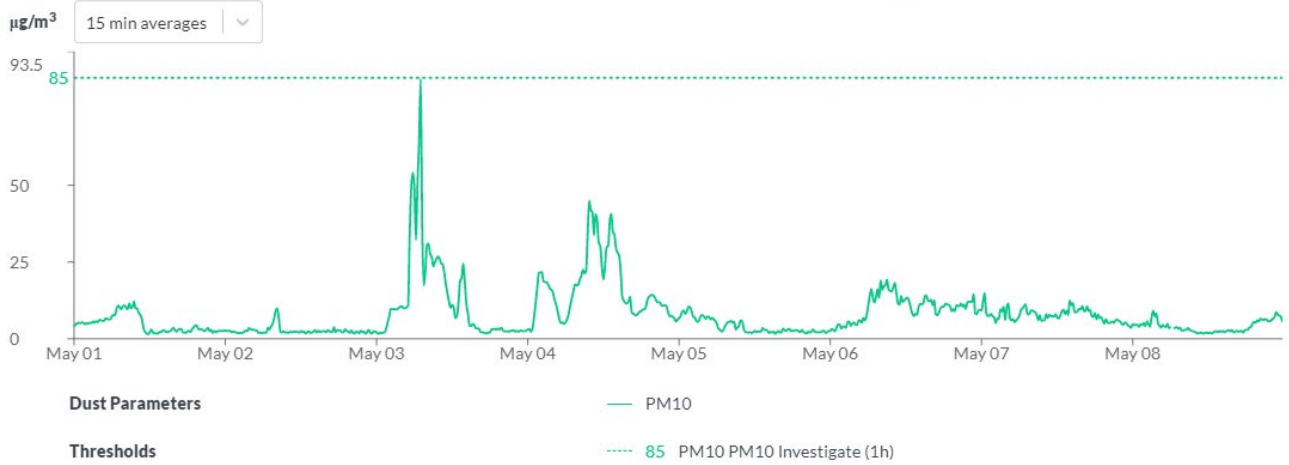
May 24 2021 - May 31 2021



**Kira Childcare Centre**

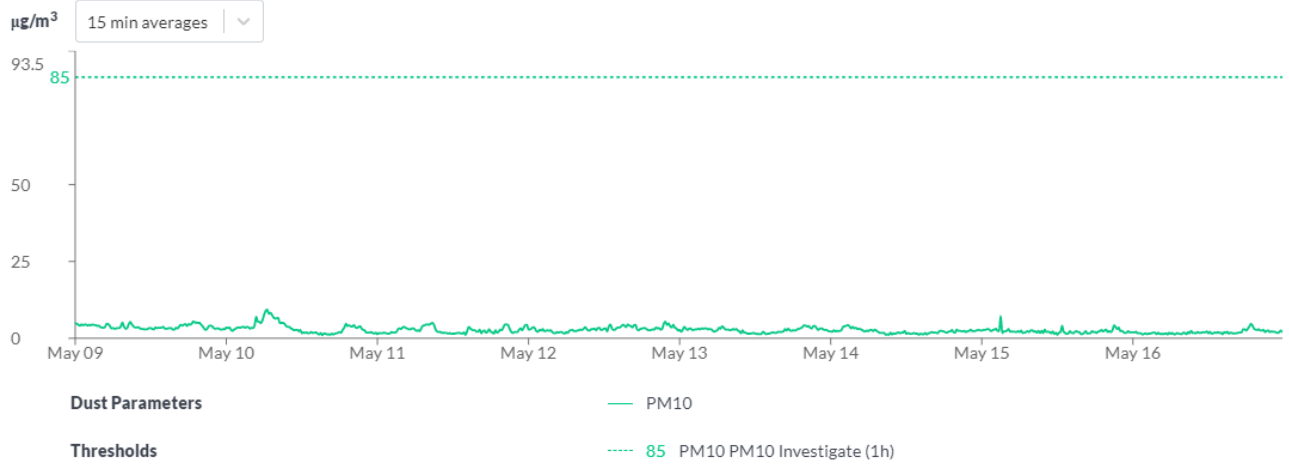
**Dust** Kira Child Care Centre

May 1 2021 - May 8 2021



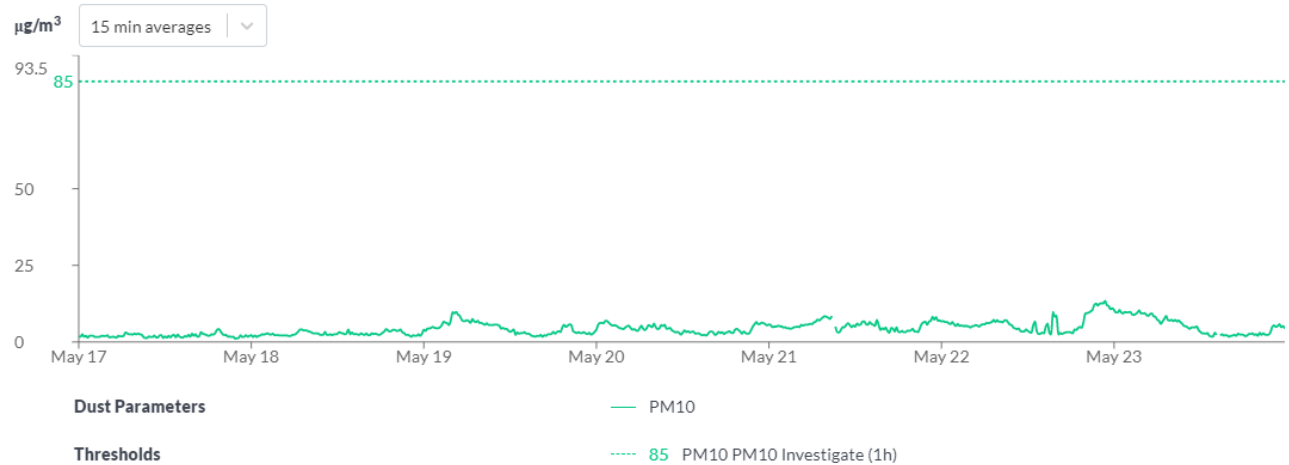
**Dust** Kira Child Care Centre

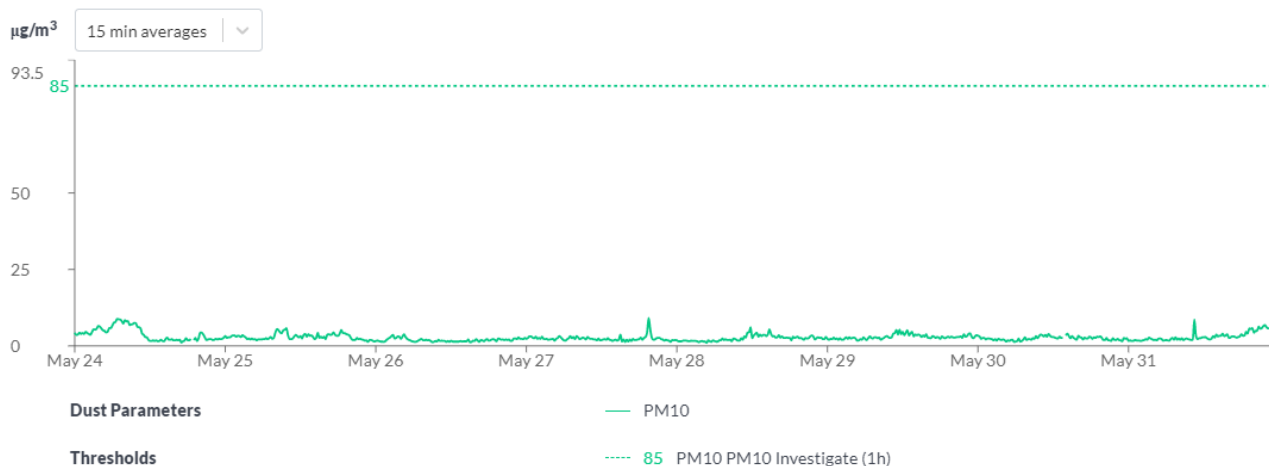
May 9 2021 - May 16 2021



**Dust** Kira Child Care Centre

May 17 2021 - May 23 2021





### 3.1.2 Discussion

There was 1 exceedances of the 1 hour investigate trigger levels. Site inspection was undertaken, and further mitigations put in place to reduce generation of dust.

## 3.2 Dust Deposition Monitoring

Gauge ID	Location	Trigger value g/m <sup>2</sup> /month	Result g/m <sup>2</sup> /month	Comment
<b>April 2020</b>				
DDG1	1	4	7.6	No trigger level events were recorded by real time monitors
DDG2	2A	4	2.4	No trigger level events were recorded by real time monitors

## 4 Water Quality Monitoring

Water quality monitoring was undertaken in 3 locations in Kippax Lake.

Date	Time	Location	Temp	pH	EC	NTU	DO	TDS	Comment
				(c)	mS/cm		Mg/L	g/L	
10/05/21	12:37	1 (north)	18.25	7.64	0.197	31.5	9.76	0.128	No evidence of overland flow or impacts from SFs project activities. Significant plant detritus/ algal bloom
10/05/21	12:40	2 (mid)	18.58	7.41	0.191	32.6	5.33	0.124	No evidence of overland flow or

									impacts from SFs project activities.
<b>10/05/21</b>	12:42	3 (south)	18.82	7.37	0.189	33.6	5.1	0.123	No evidence of overland flow or impacts from SFs project activities.