

Sydney Football Stadium Redevelopment Stage 2 Environmental Monitoring Summary – October 2020

**Author: Cameron Newling
Date: 13 November 2020**

Table of contents

1	Vibration Monitoring	3
	1.1 Real time monitoring	3
	1.2 Attended Monitoring	7
2	Noise Monitoring	7
	2.1 Real time monitoring	7
	2.2 Attended Monitoring	10
3	Dust Monitoring	11
	3.1 Real Time Monitoring	11
	3.2 Dust Deposition Monitoring	15
4	Water Quality Monitoring	16

1 Vibration Monitoring

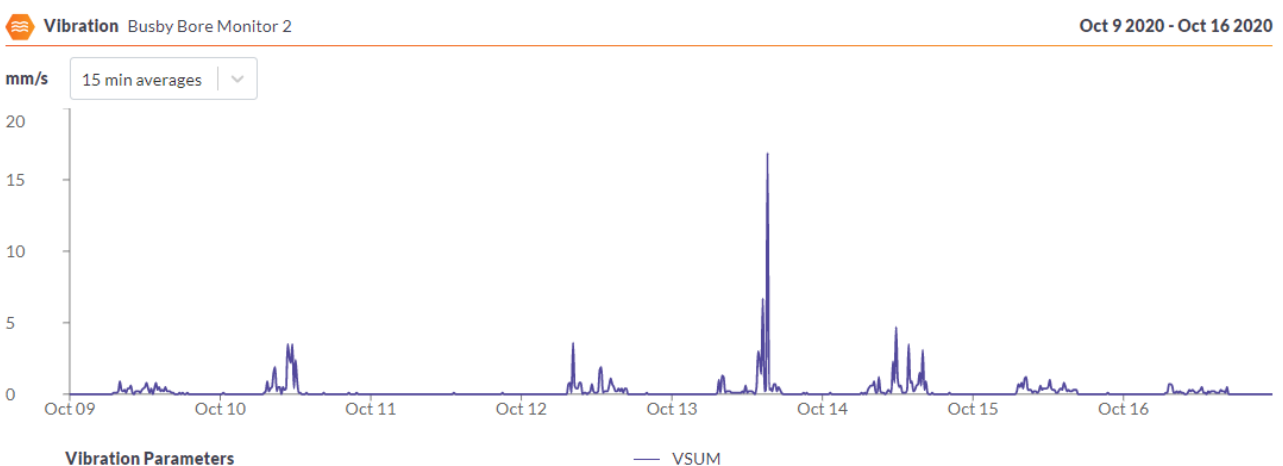
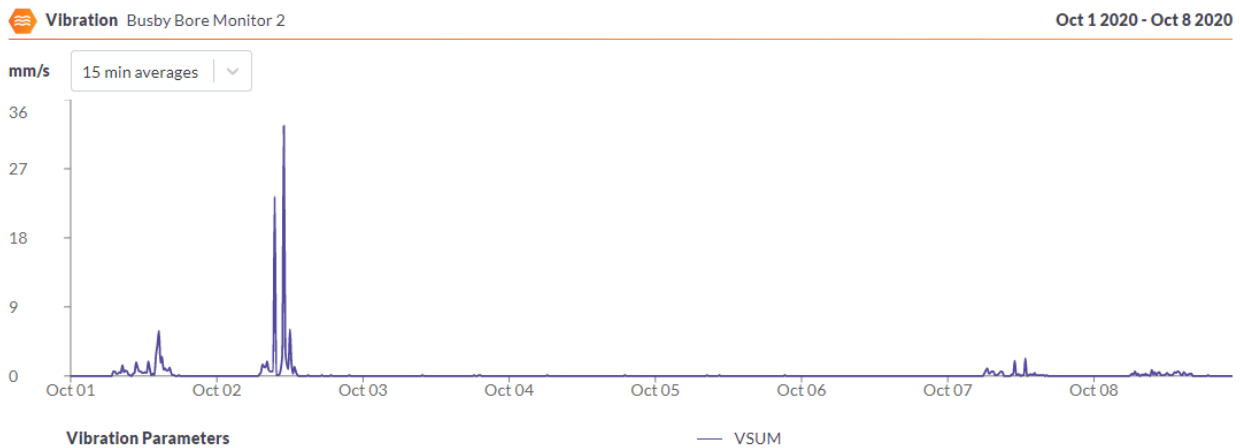
1.1 Real time monitoring

1.1.1 Results

Real time vibration monitoring is conducted in 4 locations

- Busbys Bore Shaft 9 – Criteria of 5mm/s
- SCG Members Stand – Criteria of 3mm/s
- Noble Stand adjacent to Fox Studios Boundary – adopted criteria of 7.5mm/s

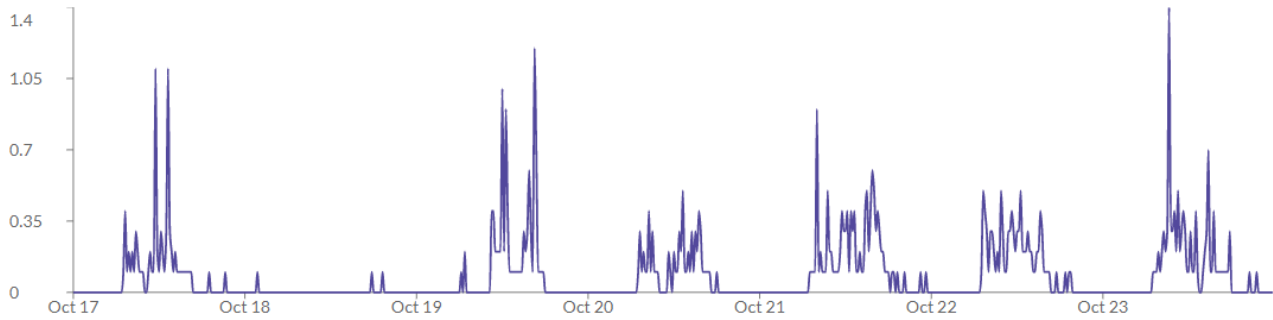
Busbys Bore Shaft 9



Vibration Busby Bore Monitor 2

Oct 17 2020 - Oct 23 2020

mm/s 15 min averages



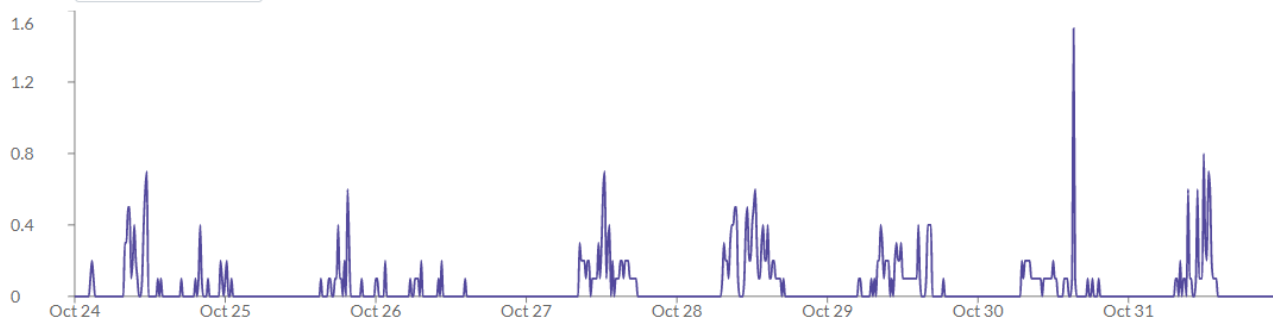
Vibration Parameters

— VSUM

Vibration Busby Bore Monitor 2

Oct 24 2020 - Oct 31 2020

mm/s 15 min averages



Vibration Parameters

— VSUM

SCG Members Stand

Vibration Member's Pavilion basement

Oct 1 2020 - Oct 8 2020

mm/s 15 min averages

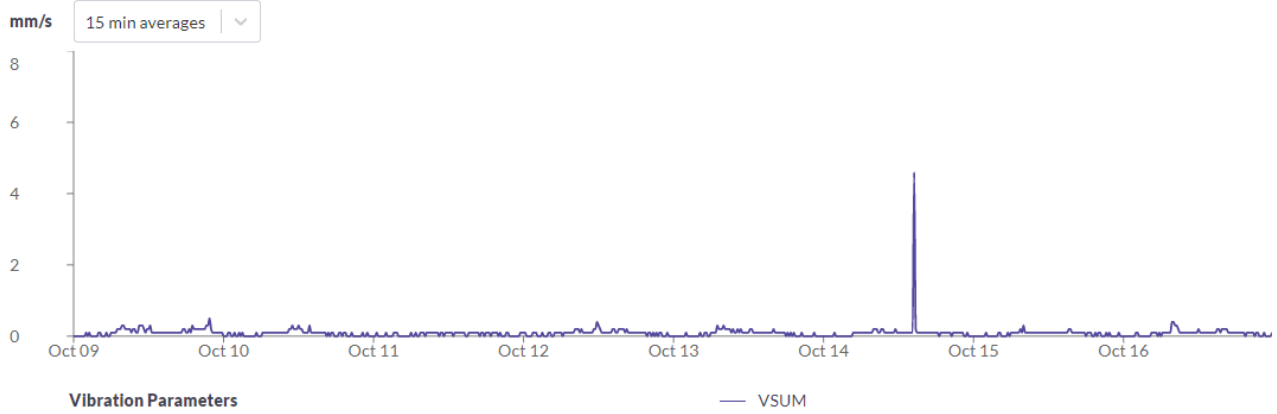


Vibration Parameters

— VSUM

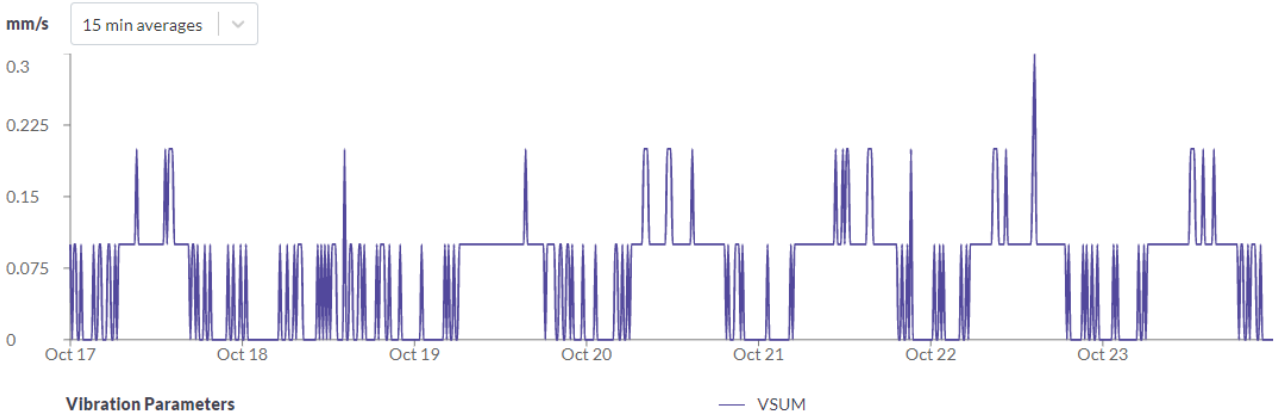
Vibration Member's Pavilion basement

Oct 9 2020 - Oct 16 2020



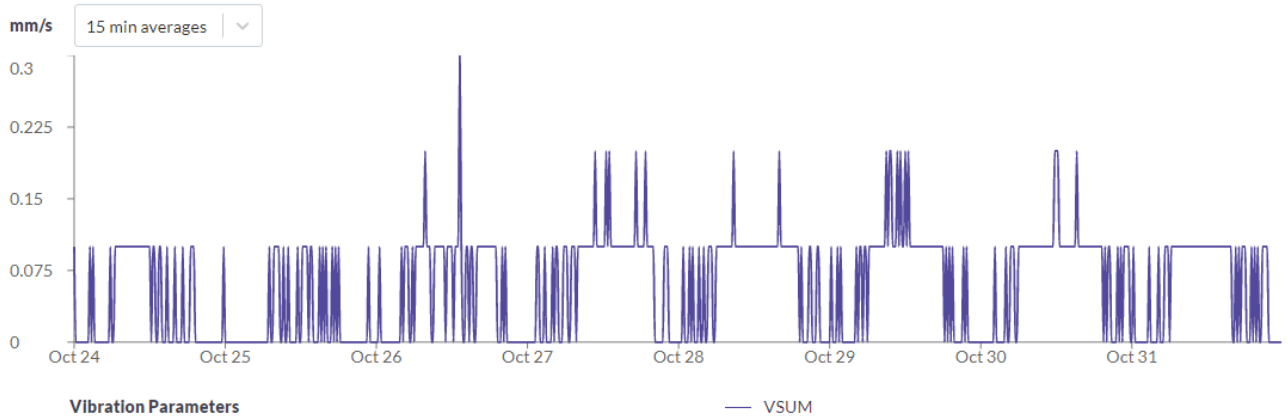
Vibration Member's Pavilion basement

Oct 17 2020 - Oct 23 2020



Vibration Member's Pavilion basement

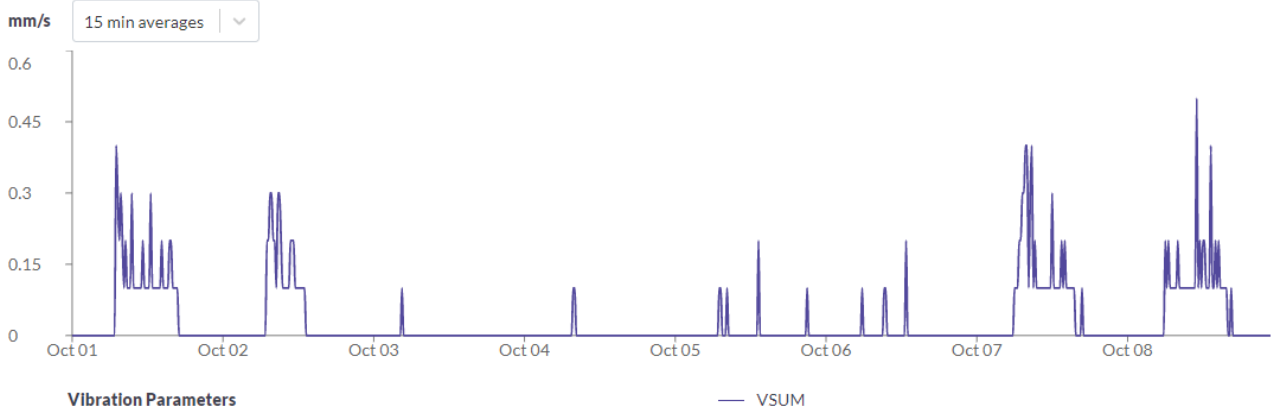
Oct 24 2020 - Oct 31 2020



Noble Stand

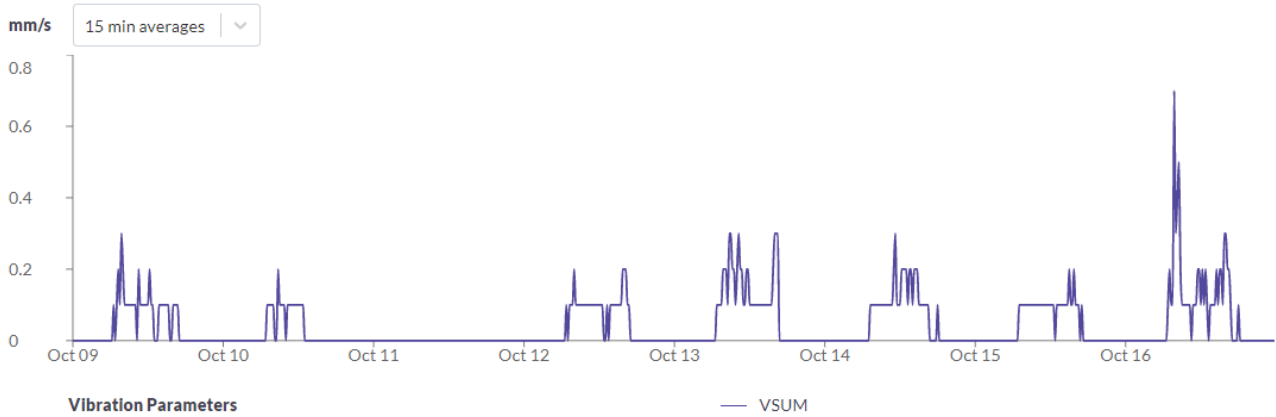
Vibration Noble Stand basement sprinkler room

Oct 1 2020 - Oct 8 2020



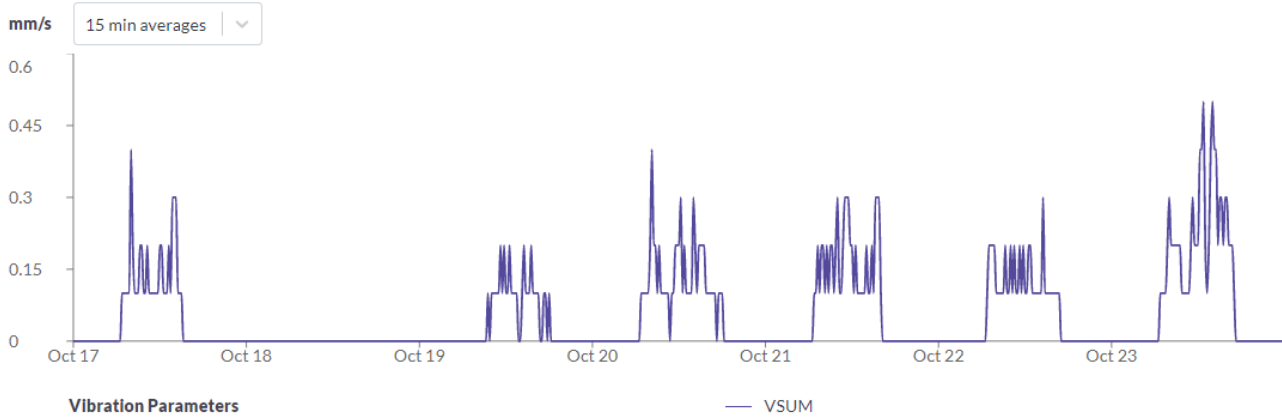
Vibration Noble Stand basement sprinkler room

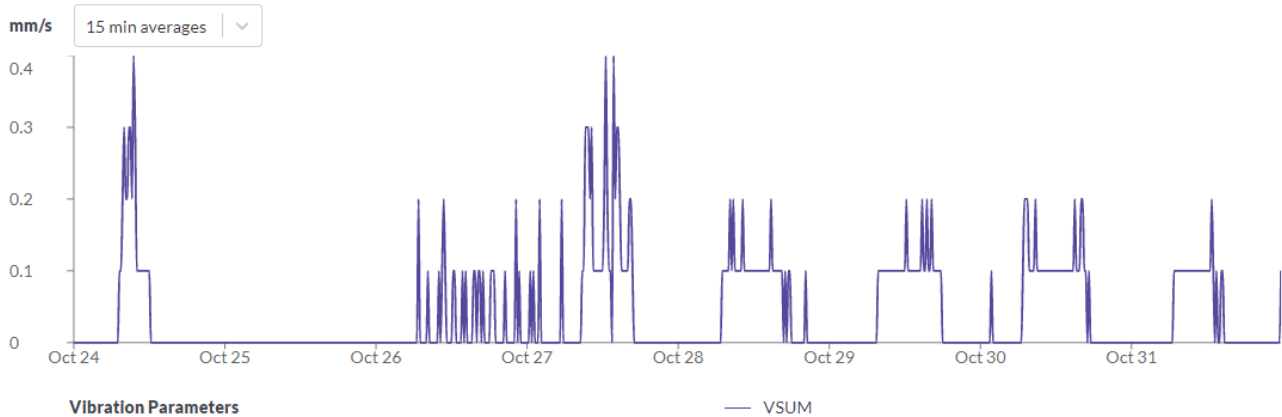
Oct 9 2020 - Oct 16 2020



Vibration Noble Stand basement sprinkler room

Oct 17 2020 - Oct 23 2020





1.1.2 Discussion

Results were compliant with the relevant criteria during the period. There were a number of short-term events (less than 3 seconds) that exceeded the trigger levels. After investigation it was determined they were not attributed to construction activities and were a result of interference with the monitors.

1.2 Attended Monitoring

Attended monitoring was not conducted during this period as real time monitors were installed and functional during the assessed period.

2 Noise Monitoring

2.1 Real time monitoring

Real time monitors are located at the following locations

- Kira Childcare
- North East Boundary near Moore Park Road

The adopted criteria are as per the conditions of the Development Consent below:

C7. All works that generate noise exceeding 75dB(A) LAeq (15mins) are subject to the intra-day respite periods, as approved by the Planning Secretary in the CNVMP in condition B28

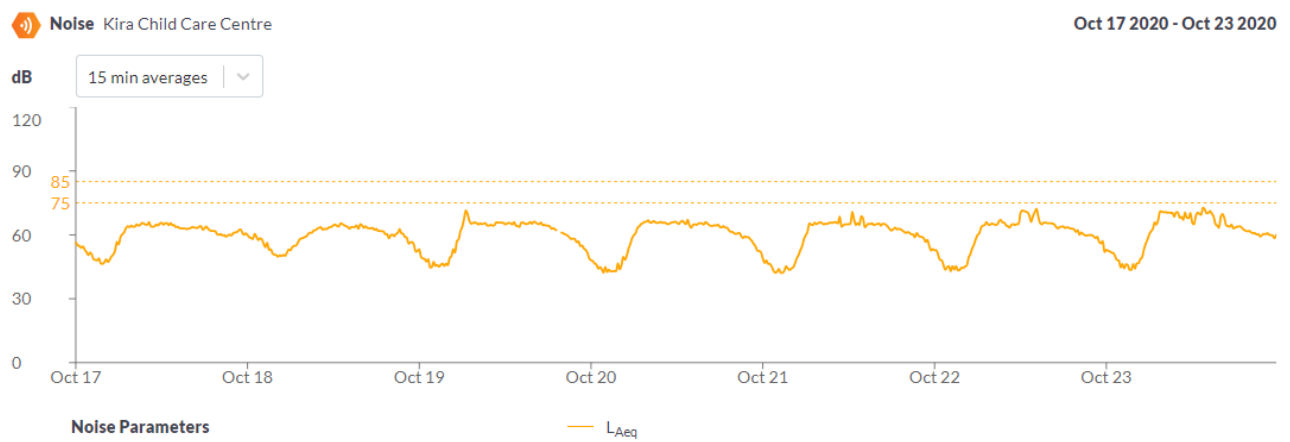
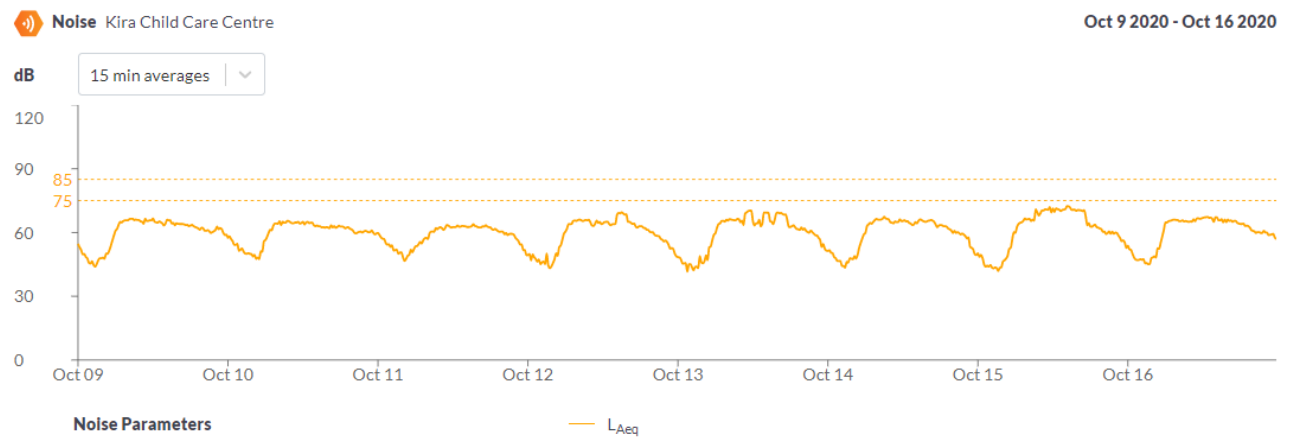
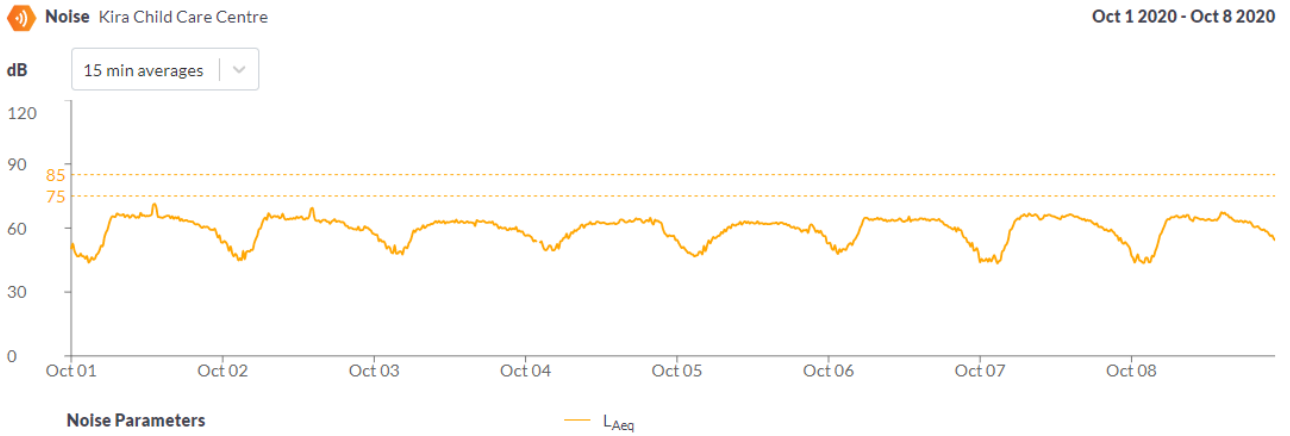
B28e(iv). the following intra-day respite periods (as defined by ICNG) for works exceeding 75dB(A) LAeq(15 mins), unless otherwise agreed with the identified sensitive receivers such as UTS, Kira Child Care Centre and / or Fox Studios and evidence of the agreement provided to the Planning Secretary, prior to the commencement of the works:

- *in continuous blocks not exceeding 3 hours each with one hour of respite every three hours block;*
- *scheduling of works outside of the examination time for educational establishments; and*

- noise intrusive works commencing after 8am and be undertaken within the approved standard construction hours.

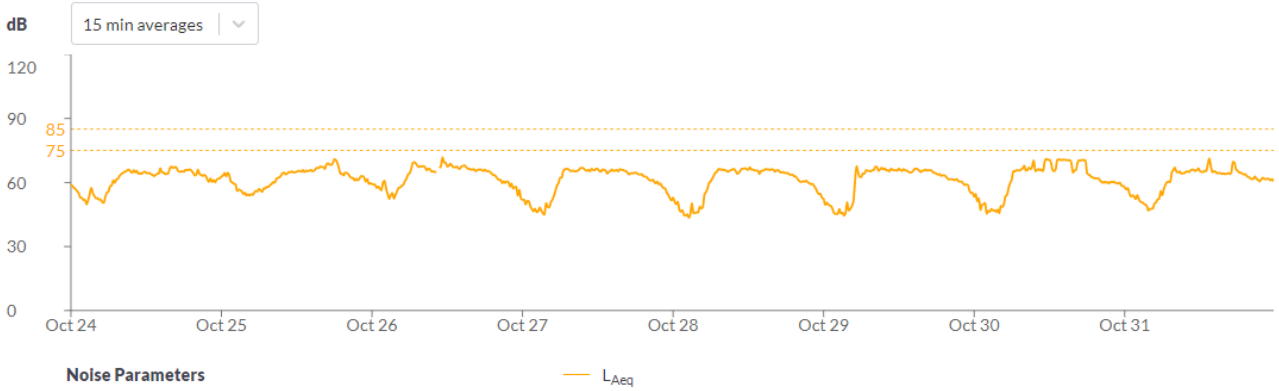
2.1.1 Results

Kira Child Care Centre



Noise Kira Child Care Centre

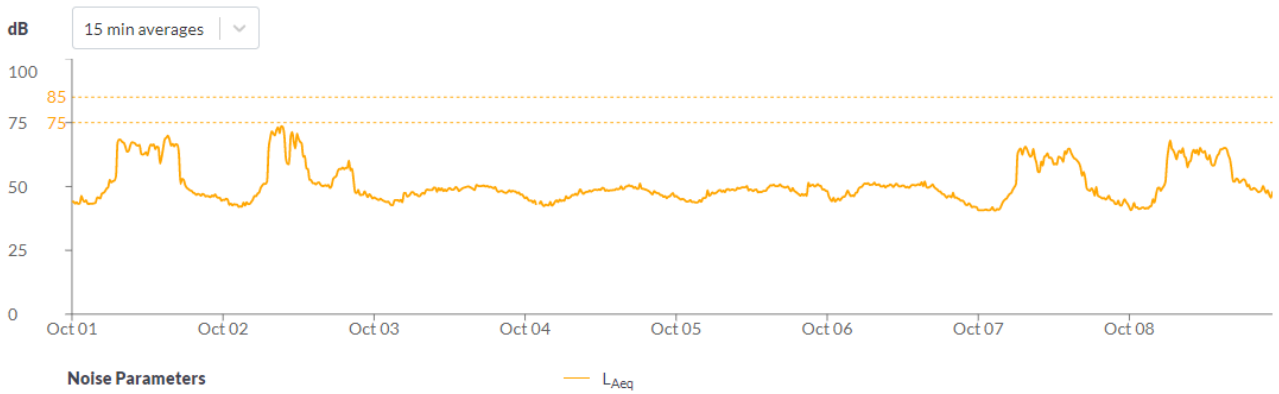
Oct 24 2020 - Oct 31 2020



Moore Park Road

Noise Gatehouse, Moore Park Road

Oct 1 2020 - Oct 8 2020



Noise Gatehouse, Moore Park Road

Oct 9 2020 - Oct 16 2020





2.1.2 Discussion

Works were compliant with the criteria. The predominant source of noise was due to peak hour traffic.

2.2 Attended Monitoring

Attended monitoring was carried out at 4 locations as below

Date	Time	Location	Predicted Laeq(15)	Result (Laeq)	Activities	Comment
08/10/2020	10:41	E5	77	66.1	Excavation works, hammering (pile trimming)	Traffic dominant noise source, construction works are audible
08/10/2020	11:12	CC2	74	72.9	Excavation works, hammering (pile trimming)	Traffic dominant noise source

09/10/2020	14:	R6	80	72.9	Excavation works, hammering (pile trimming)	Traffic dominant noise source, construction works are audible
09/10/2020	14:14	C1	76	67.3	Excavation works, hammering (pile trimming)	Construction noise audible, works occurring >20m from monitoring location

3 Dust Monitoring

3.1 Real Time Monitoring

2 Real time dust monitors are installed on the site

- North eastern boundary near Moore Park Road
- SCG
- Kira Childcare Centre

The criteria and trigger values are as below:

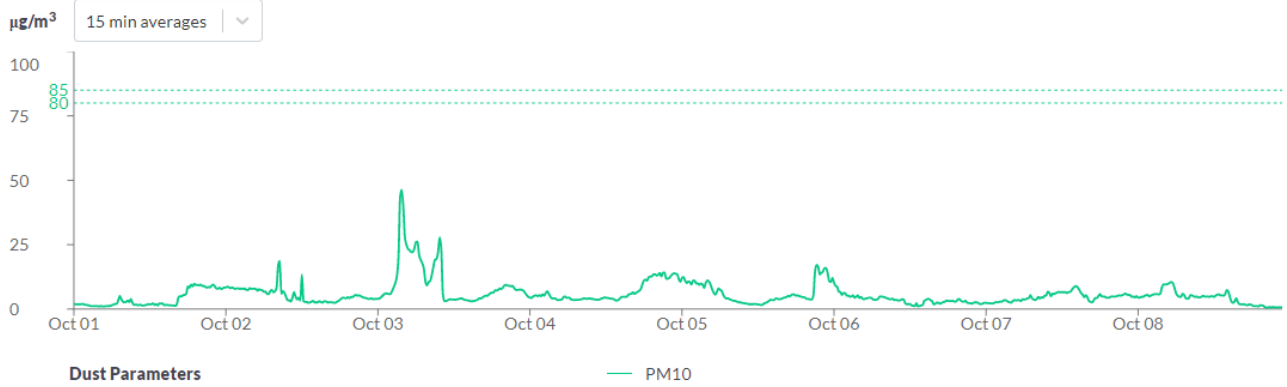
Trigger Stage	Averaging Period	Trigger Value ($\mu\text{g}/\text{m}^3$)	Action Required
1 Investigate	1 hour	85	Site Manager to undertake review of possible dust sources operating during the average period.
	3 hour	80	Identify possible measures for these activities; action if deemed necessary.
2 Action	1 hour	470	Site Manager to attend site and ensure implementation of the control.
	3 hour	160	Effectiveness of control actions to be reviewed and escalate where appropriate.
3 Stop Work	1 hour	940	Targeted shut down of dust-generating activities until the measured pollutant levels are below the stated trigger value.
	3 hour	320	Identify long-term solutions to dust issues.

3.1.1 Results

Moore Park Road

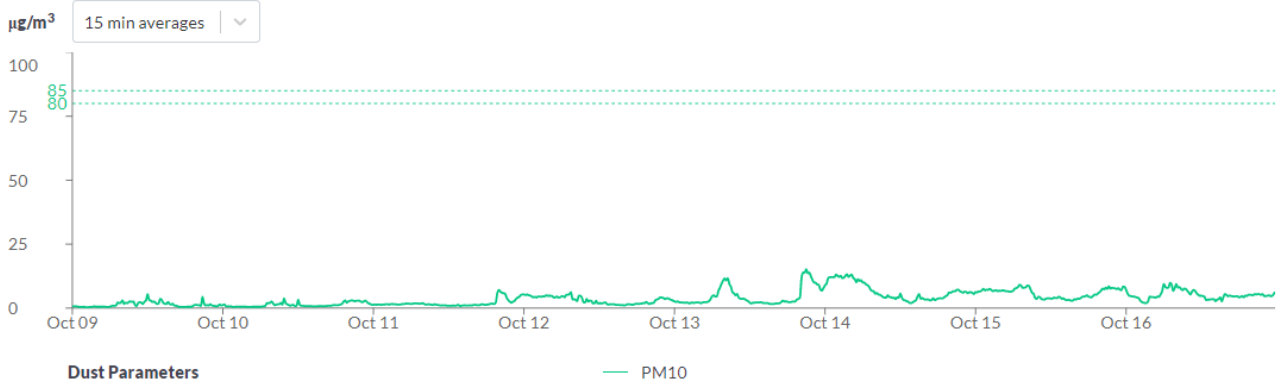
Dust Gatehouse, Moore Park Road

Oct 1 2020 - Oct 8 2020



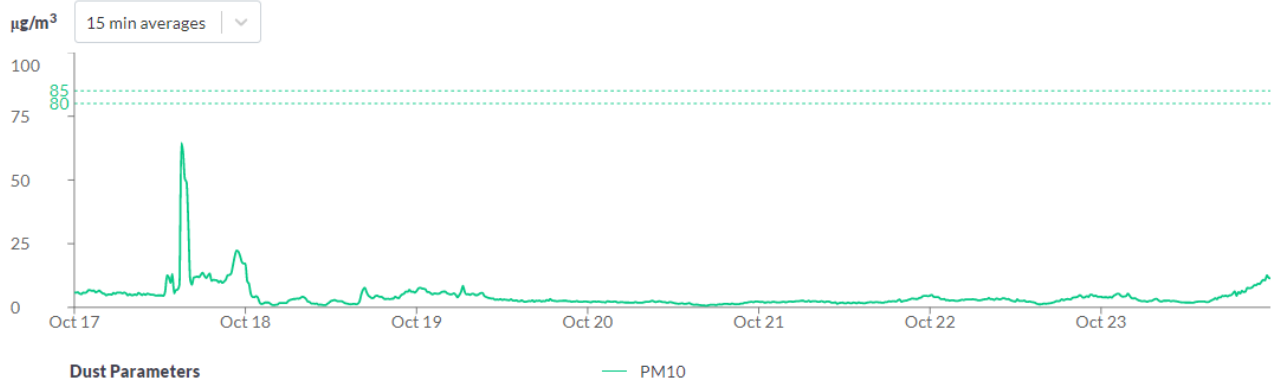
Dust Gatehouse, Moore Park Road

Oct 9 2020 - Oct 16 2020



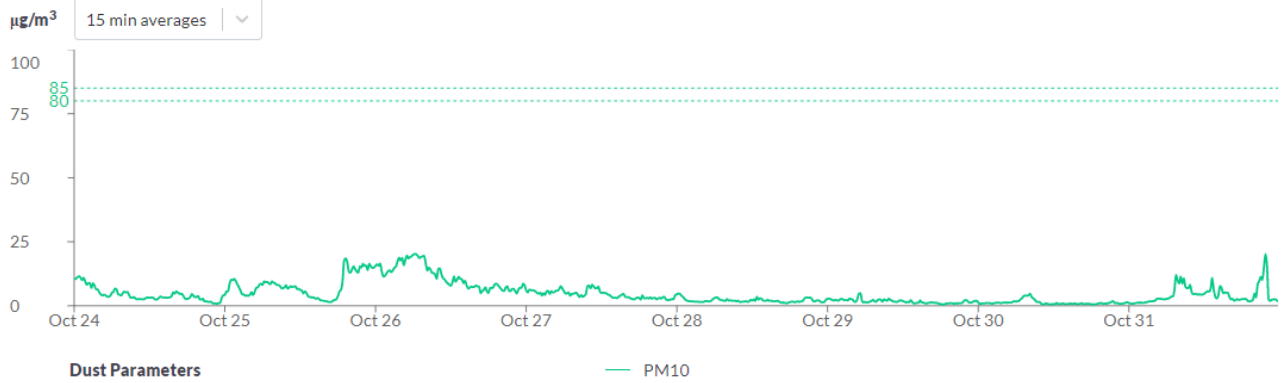
Dust Gatehouse, Moore Park Road

Oct 17 2020 - Oct 23 2020



Dust Gatehouse, Moore Park Road

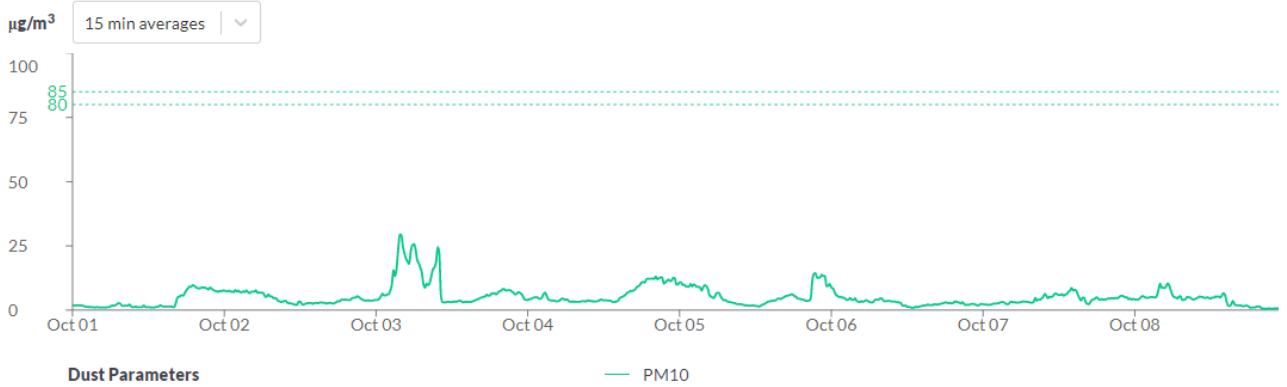
Oct 24 2020 - Oct 31 2020



SCG

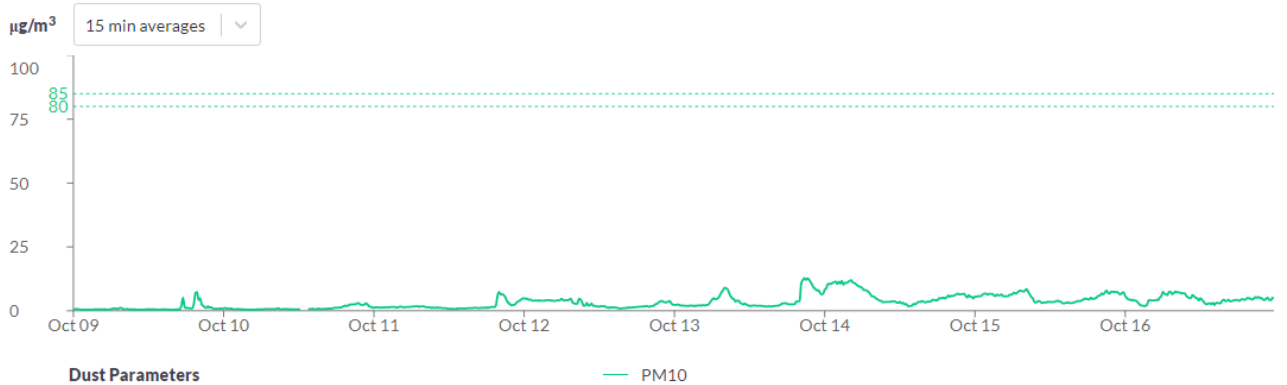
Dust SCG

Oct 1 2020 - Oct 8 2020



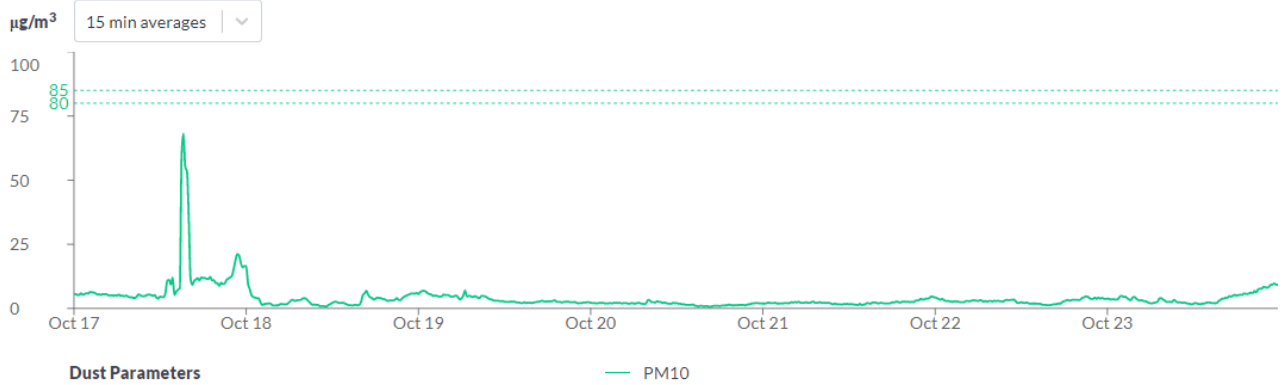
Dust SCG

Oct 9 2020 - Oct 16 2020



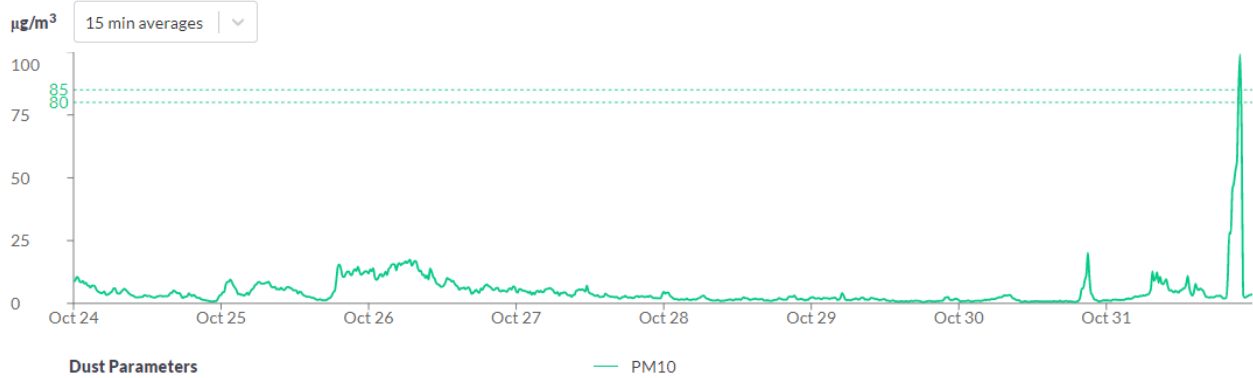
Dust SCG

Oct 17 2020 - Oct 23 2020



Dust SCG

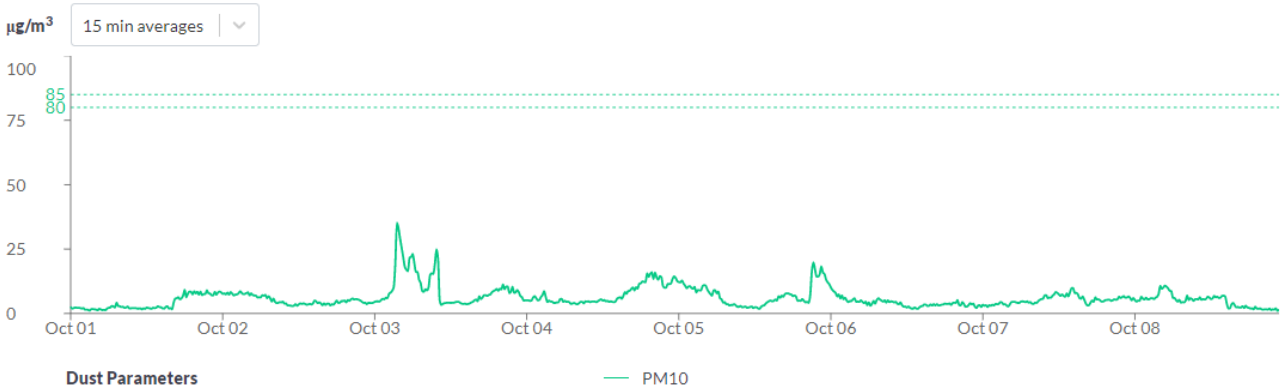
Oct 24 2020 - Oct 31 2020



Kira Childcare Centre

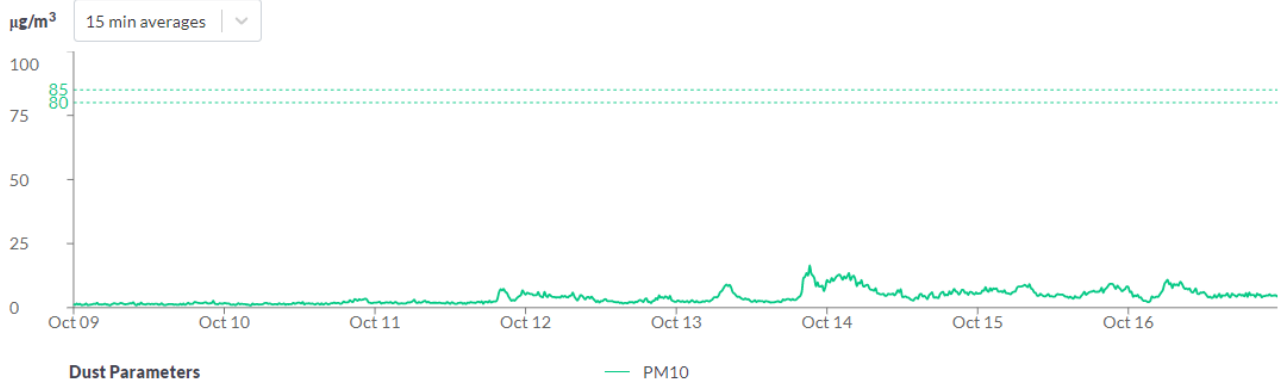
Dust Kira Child Care Centre

Oct 1 2020 - Oct 8 2020



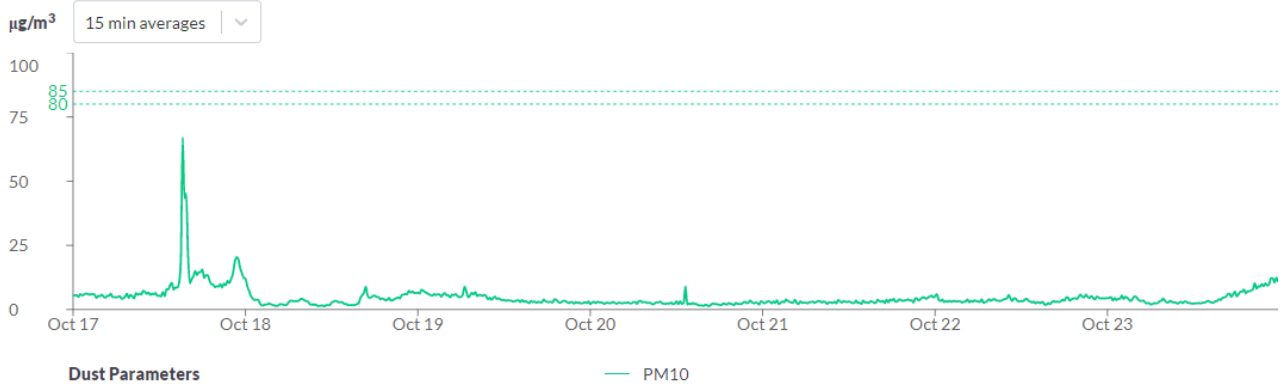
Dust Kira Child Care Centre

Oct 9 2020 - Oct 16 2020



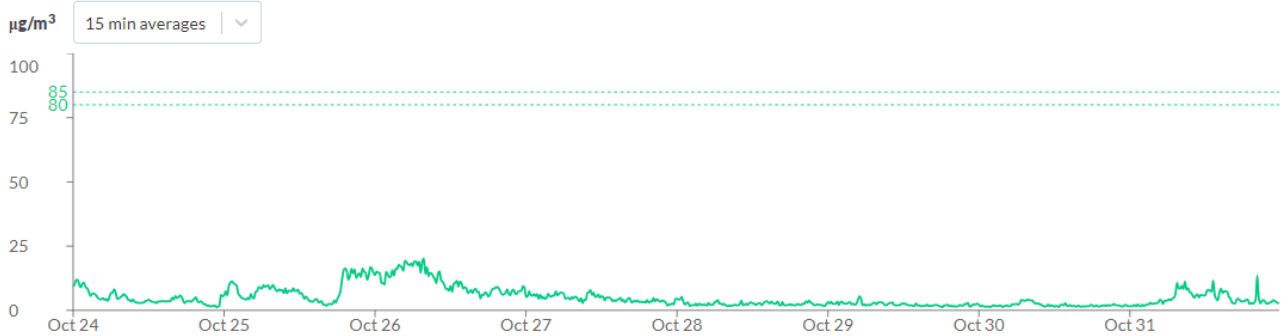
Dust Kira Child Care Centre

Oct 17 2020 - Oct 23 2020



Dust Kira Child Care Centre

Oct 24 2020 - Oct 31 2020



3.1.2 Discussion

The were no exceedances of the trigger levels.

3.2 Dust Deposition Monitoring

Gauge ID	Location	Trigger value g/m2/month	Result g/m2/month	Comment
August 2020				
DDG1	1	4		Not possible to access gauge for analysis

DDG2	2A	4	2.9	No trigger level events were recorded by real time monitors
------	----	---	-----	---

4 Water Quality Monitoring

Water quality monitoring was undertaken in 3 locations in Kippax Lake.

Date	Time	Location	Temp	pH (c)	EC mS/cm	NTU	DO Mg/L	TDS g/L	Comment
13/10/2020	10:49	1 (north)	20.82	7.28	0.23	41.5	10.13	0.15	No evidence of overland flow or impacts from SFs project activities. Low water levels
13/10/2020	10:52	2 (mid)	20.97	7.25	0.23	37.70	7.69	0.15	No evidence of overland flow or impacts from SFs project activities. Low water levels
13/10/2020	10:55	3 (south)	22.30	7.26	0.22	39.40	7.05	0.15	No evidence of overland flow or impacts from SFs project activities. Low water levels, scum on surface
27/10/2020	13:33	1 (north)	17.65	7.34	0.14	30.70	11.77	0.13	No evidence of overland flow or impacts from SFs project activities. Rain previous day
27/10/2020	13:35	2 (mid)	17.61	7.31	0.19	33.6	8.18	0.12	No evidence of overland flow or impacts from SFs project activities. Rain previous day
27/10/2020	13:38	3 (south)	17.40	7.27	0.19	32.4	7.49	0.12	No evidence of overland flow or impacts from SFs project activities. Rain previous day